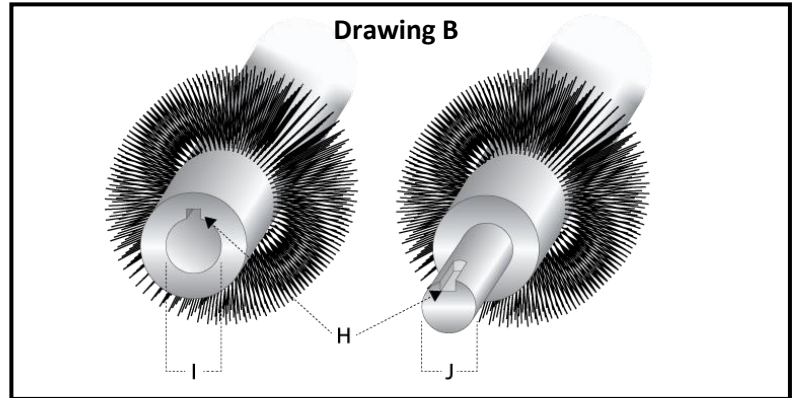
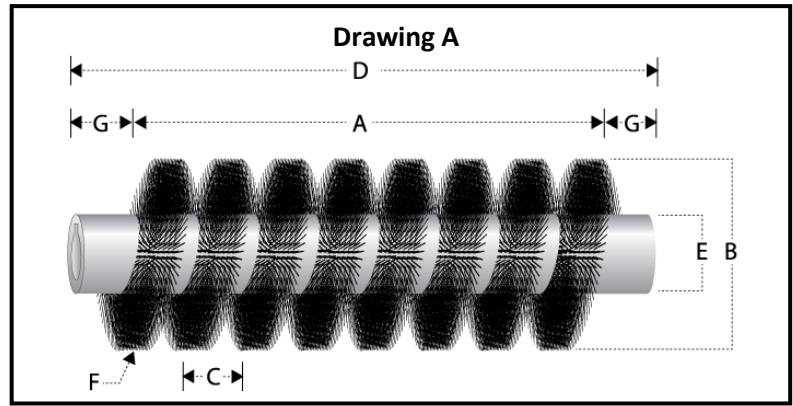


RFQ Checklist – Coil Strip Brush



Customer Information	
Company	
Contact Name:	
Phone #:	
Email:	
Address:	
Application (Brief Description)	



Metal Channel Size (Width x Height) – (Please Check One)	
#3 (5/32" x 5/32") <input type="checkbox"/>	#7 (5/16" x 5/16") <input type="checkbox"/>
#4 (3/16" x 3/16") <input type="checkbox"/>	#8 (21/64" x 3/8") <input type="checkbox"/>
#5 (7/32" x 1/4") <input type="checkbox"/>	#10 (7/16" x 7/16") <input type="checkbox"/>
Channel Material (Check One)	Steel <input type="checkbox"/> Stainless Steel <input type="checkbox"/>
Coil Orientation (Check One):	Left <input type="checkbox"/> Right <input type="checkbox"/> Centre <input type="checkbox"/>
Bristle Density	

Product Specifications

***Important:** Please provide ALL dimensions in INCHES and indicate any critical tolerances

Corresponding Dimension (See Above Drawings A & B)	Description	Customer Dimension (in INCHES)
A	Brush Face	
B	Brush Diameter	
C	Lead Pitch	
D	Core Length	
E	Core Diameter	
F	Filament Diameter	
G	Set Back	
H	Key Size	
I	Bore Diameter	
J	Shaft Diameter	
Filament Type (Please Check One)	NYLON <input type="checkbox"/> HF STEEL WIRE <input type="checkbox"/> TAMPICO <input type="checkbox"/> ABRASIVE NYLON <input type="checkbox"/> _____ GRIT BRASS WIRE <input type="checkbox"/> STAINLESS WIRE <input type="checkbox"/> POLYPROPYLENE <input type="checkbox"/> POLYETHYLENE <input type="checkbox"/> HORSEHAIR <input type="checkbox"/> OTHER: _____	
Filament Colour	NATURAL <input type="checkbox"/> BLACK <input type="checkbox"/> OTHER <input type="checkbox"/> :	
Filament Style	CRIMPED <input type="checkbox"/>  LEVEL <input type="checkbox"/> 	
Core Material	STEEL <input type="checkbox"/> STAINLESS STEEL <input type="checkbox"/> COIL ONLY <input type="checkbox"/>	
Application	CHEMICAL (WET <input type="checkbox"/> OR DRY <input type="checkbox"/>): CFIA/FDA APPROVAL <input type="checkbox"/> TEMPERATURE(°C): _____ RPM: _____ BALANCING <input type="checkbox"/> OTHER: _____	

End Bushing Requirement	
<input type="checkbox"/> 1" Square	<input type="checkbox"/> 3/4" Idler
<input type="checkbox"/>	<input type="checkbox"/>
<input type="checkbox"/> Thru Bore with Key	<input type="checkbox"/>
Key: One End <input type="checkbox"/> Both Ends <input type="checkbox"/> Inline <input type="checkbox"/>	
Setscrews: 2 Setscrews at 90° Apart <input type="checkbox"/>	
Other: _____	
<input type="checkbox"/> Stub Shaft	<input type="checkbox"/>
Drive End Size (∅ X L): _____	
Idler End Size (∅ X L): _____	
Other: (Please Specify)	